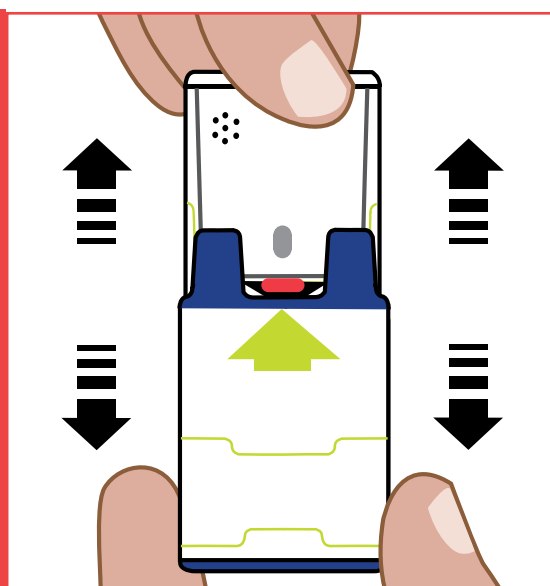




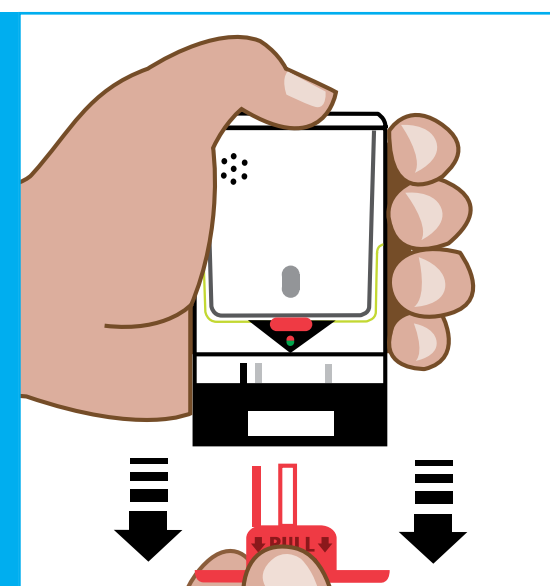
How to use AUVI-Q

STEP 1: Pull AUVI-Q up from the outer case.



Do not go to Step 2 until you are ready to use AUVI-Q. If you are not ready to use AUVI-Q, put it back in the outer case.

STEP 2: Pull red safety guard down and off of AUVI-Q.

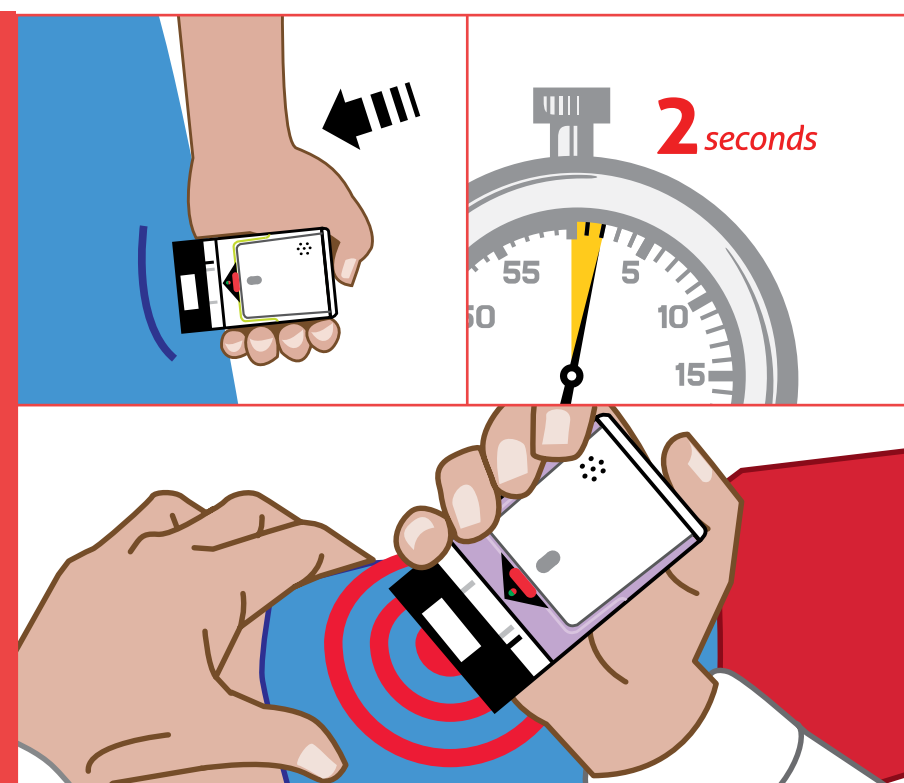


To reduce the chance of an accidental injection, do not touch the base of the auto-injector, which is where the needle comes out. If an accidental injection happens, get medical help right away.

Note: The red safety guard is made to fit tight. Pull firmly to remove.

STEP 3: Place black end of AUVI-Q against the middle of the outer thigh, then push firmly until you hear a click and hiss sound, and hold in place for 2 seconds.

If you are administering AUVI-Q to a young child or infant, hold the leg firmly in place while administering an injection.



AUVI-Q can inject through clothing, if necessary. ONLY inject into the middle of the outer thigh.

To minimize the risk of injection-related injury when administering AUVI-Q to younger children or infants, remember to hold the child's leg firmly in place during an injection with AUVI-Q and limit movement prior to and during injection.

STEP 4: Instruct patients to seek emergency medical attention immediately after use, as AUVI-Q is not a replacement for definitive medical care.

Indication

AUVI-Q[®] (epinephrine injection, USP) is indicated in the emergency treatment of allergic reactions (Type I) including anaphylaxis to allergens, idiopathic and exercise-induced anaphylaxis. AUVI-Q is intended for patients with a history of anaphylactic reactions or who are at increased risk for anaphylaxis.

Important Safety Information

AUVI-Q is intended for immediate self-administration as emergency supportive therapy only and is not a substitute for immediate medical care. **In conjunction with the administration of epinephrine, the patient should seek immediate medical or hospital care.** Each AUVI-Q contains a single dose of epinephrine for single-use injection. More than two sequential doses of epinephrine should only be administered under direct medical supervision. Since the doses of epinephrine delivered from AUVI-Q are fixed, consider using other forms of injectable epinephrine if doses lower than 0.1 mg are deemed necessary.

AUVI-Q should **ONLY** be injected into the anterolateral aspect of the thigh. Do not inject intravenously, or into buttock, digits, hands, or feet. Instruct caregivers to hold the leg of young children and infants firmly in place and limit movement prior to and during injection to minimize the risk of injection-related injury.

Rare cases of serious skin and soft tissue infections have been reported following epinephrine injection. Advise patients to seek medical care if they develop any of the following symptoms at an injection site: redness that does not go away, swelling, tenderness, or the area feels warm to the touch.

Epinephrine should be administered with caution to patients with certain heart diseases, and in patients who are on medications that may sensitize the heart to arrhythmias, because it may precipitate or aggravate angina pectoris and produce ventricular arrhythmias. Arrhythmias, including fatal ventricular fibrillation, have been reported in patients with underlying cardiac disease or taking cardiac glycosides or diuretics. Patients with certain medical conditions or who take certain medications for allergies, depression, thyroid disorders, diabetes, and hypertension, may be at greater risk for adverse reactions. Common adverse reactions to epinephrine include anxiety, apprehensiveness, restlessness, tremor, weakness, dizziness, sweating, palpitations, pallor, nausea and vomiting, headache, and/or respiratory difficulties.

Please see the full Prescribing Information and Patient Information available at www.auvi-q.com.

You are encouraged to report negative side effects of prescription drugs to the FDA. Visit www.fda.gov/medwatch or call 1-800-FDA-1088.